

BUSINESS ANALYSIS TRAINING BROCHURE

SKILLS THAT MATTER

Unlock Your Future with Tech!

Dear Aspiring Techies,

In today's dynamic world, technology is not just an industry; it is a language, a movement, and a tool that's reshaping every facet of our lives. From the devices we use to the ways we communicate, learn, and innovate, technology plays an integral role. And you have an unprecedented opportunity to be part of this transformation!

At TheSkillGarage, we believe that the future is written by those equipped with the knowledge, skill and passion to shape it. We are not just talking about coding or algorithms, but a holistic understanding of technology and its myriad applications. The tech landscape is vast, filled with opportunities that stretch as far as your aspirations.

Whether you're completely new to tech or looking to refine your existing skills, our courses are designed to empower you with the tools, guidance, experience and confidence you need. Here is why you should consider taking the leap:

≡ Global Opportunities: Tech transcends borders. With these skills, you are not limited to opportunities in one region or one country. The world becomes your playing field!

≡ Continuous Innovation: The tech industry is always evolving. Dive in, and you will be part of an ever-growing community of innovators and problem solvers.

≡ Empowerment: The ability to understand and harness technology gives you the power to create, to change, and to make a meaningful impact.



≡ Growth & Flexibility: Tech offers diverse roles, from business analysis to product management, product ownership, UX design, Cybersecurity, project management, data analytics, and beyond. There is a niche for everyone, aligning with your unique strengths and passions.

Our commitment at TheSkillGarage is to guide you on this exhilarating journey. With world-class educators, a supportive community, and cutting-edge resources, we ensure your learning path is engaging, experiential, relevant, and tailored to your aspirations.

Embrace the future. Ignite your potential. Let's embark on this tech journey together and build a brighter, smarter, and more connected world!

Warmly,

Michael Akpan
CEO, TheSkillGarage

About Us

At TheSkillGarage, we believe in changing lives, one skill at a time. Our practical-first, hands-on approach to training, will help you start or accelerate your career in tech.

We primarily help those who are new to tech transition seamlessly to a career in tech.

We are positioned as a catalyst to continuously meet the growing market demand for seasoned and diverse IT professionals in the digital product and technology space.



Our candidates undergo intensive practical and skillset training to enable them serve as consultants, contract, freelance, part-time and full-time staff for start-ups, digital agencies and established companies across different industries globally.



Our Vision

Create a global community where career help in digital is accessible across all verticals and tech domain.



Our Mission

Start or accelerate career progression in the digital space by delivering relevant knowledge with commensurate work experience.



Our Purpose

Build a global community of digital experts that posses the digital skills that matter.

Our Pillars



COLLABORATIVE LEARNING

- Cross-functional teams
- Live Group work
- Brainstorm sessions



PRACTICAL WORK EXPERIENCE

- Industry standard tools
- Hands-on training
- Live projects
- Practice Sessions



BUILD AN ECOSYSTEM

- Interactions with Alumni
- Mentorship
- Networking
- On-the-job support



MODULE BREAKDOWN

1 INTRODUCTION TO BUSINESS ANALYSIS

Understand business analysis, learn what it means to be a Business Analyst, and the important competencies a business analyst requires to function effectively. Walk a day in a business analyst's shoes, understand why a business analyst is important to organizational change, and the basics of stakeholder management.

- The concept of change
- What is business analysis?
- Who is a Business Analyst?
- The roles and responsibilities of a Business Analyst
- Do you need to be a techie?
- Stakeholder Management
- Competencies of a Business Analyst

2 PROJECT METHODOLOGIES & MANAGEMENT

The business analyst executes change within the context of a project. It is essential that a business analyst understands how projects are run, the different project methodologies and frameworks. Understand when to apply a particular project approach and get a firm grasp of the scrum and Kanban frameworks.

- Project Management Life Cycle (PMLC)
- Software Development Life Cycle (SDLC)
- Software Development Environments
- Waterfall & Agile
- Minimum Viable Product (MVP)
- Scrum: Pillars, Values, Roles, Events, Artifacts
- Kanban
- Practical Scrum and Kanban

3 REQUIREMENT ENGINEERING & DIAGRAMMING

One of the core responsibilities of a Business Analyst is ensuring that the direction, initiative, opportunity, problem and/or idea is clearly defined. We will learn different requirement elicitation techniques, proper documentation, diagramming, business analysis project deliverables and how to manage requirements throughout the project life cycle.

- What is a requirement?
- Types of requirements
- Process Flowchart
- Business Process Modelling and Notation (BPMN 2.0)
- Requirement Elicitation
- Requirement Documentation
- Business Requirement Document (BRD)
- Feature Value Matrix
- Use Case Documentation
- Epics, User Stories and Acceptance Criteria
- Definition of Ready (DoR)
- Definition of Done (DoD)
- Test Cases
- Functional Requirement Document (FRD)
- Business Case
- Request for Information (RFI)
- Request for Proposal (RFP)
- Request for Quote (RFQ)

4 BUSINESS ANALYSIS TOOLS

Learn how to use industry standard tools for project documentation, diagramming, collaboration, creating wireframes, and monitoring workflow.

- Atlassian Jira + Confluence
- Visio (Draw.io) for Diagramming
- Balsamiq (or Figma) for Wireframes and Mockups
- Miro for collaboration
- Figma for Design collaboration

5 TECHNOLOGY AND DESIGN FOR BUSINESS ANALYSTS

Technology basics is essential. Business Analysts need to have the vocabulary to speak to engineers, UX designers, and executives. They need to be able to translate messages between the different stakeholder groups, understand how the internet works, concepts like APIs, endpoints, and responsive design.

- The Cloud
- How the internet works
- Frontend and Backend Development
- Server-side and Client-side
- Application Programming Interface (API) and Endpoints
- Responsive Design
- User Experience/User Interface Buzzwords



BONUS MODULE

PRODUCT OWNERSHIP

Seen job descriptions lately?

The Business Analysis job function is 180 degree reflection of the product owner role with the exception that the product owner maximize the value of the product by contributing to the product vision, strategy, roadmap, prioritization and validating the impacts of requirements of the product value.

“

The Product Owner maximizes the value of the product...

”

Two for the price of one

You are empowered to apply for both business analyst and product related roles at the end of the program. There are lot of business analysis roles to be filled, imagine the endless world of possibilities when you are poised to apply for business analysis and product related roles. This is how to kill two birds with a stone.

PRODUCT OWNER MODULE

1

WHAT IS A PRODUCT?

- What is a product?
- Types of products
- B2B vs B2C

2

PRODUCT MANAGEMENT

- How to build a product
- Product roles and responsibilities
- Product Manager (PM)
- Product Owner (PO)
- Difference between the PM and the PO

3

PRODUCT LIFE CYCLE

- Product Development
- Product Introduction
- Product Growth
- Product Maturity
- Product Decline

4

PRODUCT VISION & STRATEGY

- Product Vision
- How to formulate a product vision
- Product Strategy
- Alignment from product strategy to execution

5

PRODUCT ROADMAPPING & FEATURE PRIORITIZATION

- Prioritization techniques
- Roadmapping tools
- How to prioritize product features

6

PERSONAS & USER JOURNEY MAPS

- What are personas?
- Anatomy of a persona
- What are user journey maps?
- Anatomy of user journey maps



WHAT YOU GET

1

BUSINESS ANALYSIS TRAINING

Our online classes are delivered by seasoned industry experts with experience working in several industries; Retail (B2B/B2C), Health, Telecommunication, Real Estate, Financial Services, etc.

2

HANDS-ON PROJECT EXPERIENCE

This training is 100% hands-on. Be part of a small team where you can contribute to and practice all the theoretical elements of course. Take part in live projects: e-commerce, real estate, education, agency etc.

3

RESUME CLINIC

No previous work experience? No worries. Book a free 1-on-1 session with your assigned student coach to get your resume put together. An expert will sit to listen to your previous experience and help you apply it accordingly to create a job-worthy resume.

4

INTERVIEW PREPARATION

You will get access to personal and group interview preparation sessions as well as the recordings. You will learn how to ace your interviews and get premium support from your career coach.

5

ON-THE-JOB ASSISTANCE

We never let our candidates walk alone. We have a ready set of experienced alumni community willing to help you with any challenge faced on the job. We will help you deliver excellence on the job.

6

ALUMNI NETWORKING

Access the hidden job market through our ever-growing alumni network. Ask questions and get answers from industry experts. Access to our repertoire of recordings last a life-time.

HANDS-ON WORK EXPERIENCE

We acknowledge that excessive head knowledge and theories without corresponding experience, is not enough to get the job done.

At Theskillgarage, we are aware that the application of knowledge is power. So, our promise is to always place you on projects where you can gain the much needed business analysis work experience. No excessive theories, only the skills that matter.

“

No excessive theories only the skills that matter.

”

Two for the price of one

We literally rid you of excuses to fail and arm you with all that you require for sure-fire success.

Work with stakeholders from industry and gain the experience of working with a dynamic cross-functional team while using industry standard tools.



Class Schedule

Class schedule changes based on the cohort. Please check the website or speak to support for information about current and upcoming cohorts. Our Business Analysis Cohorts typically lasts a duration of 10 weeks. Classes are mostly held in the evenings except otherwise stated.

Mode of delivery is Live and Online. You also get access to class recordings. Please check www.theskillgarage.com/schedule for current or upcoming cohort, practicums, events and courses.



Training Value

BUSINESS ANALYSIS TRAINING	£1200
PRODUCT OWNER TRAINING	£1200
SCRUM TRAINING	£1200
PRACTICUM/ACCELERATOR	£1500
CAREER COACHING	
● PERSONALIZED CV SESSION	£100
● INTERVIEW PREP SESSION	£100
SQL + TABLEAU CLASS	£1500
ON-THE-JOB SUPPORT (3 MONTH)	£300
Total	£ 7100

Training Fee

No, we will not charge you this amount:

~~£7100~~

That's ridiculous!

The highest you will ever pay for this course is:

£1107

and this is when you make a three-time instalment on the regular payment mode. Otherwise, you will be paying less.



Standard Training Fees

We want to equip you for less. The most affordable, well thought-through training you can get at this price.

It's all about the student. It's all about the skills that matter.

Standard Fee

**ONE-TIME
PAYMENT**

£1025

**THREE-TIME
PAYMENT**

£369/month

Early Bird Fee

**ONE-TIME
PAYMENT**

£970

**THREE-TIME
PAYMENT**

£339/month

Make Payment

Terms & Condition

To qualify for Early Bird, payment must be made at least a day before the cohort free week begins.

Industry Standard Tools

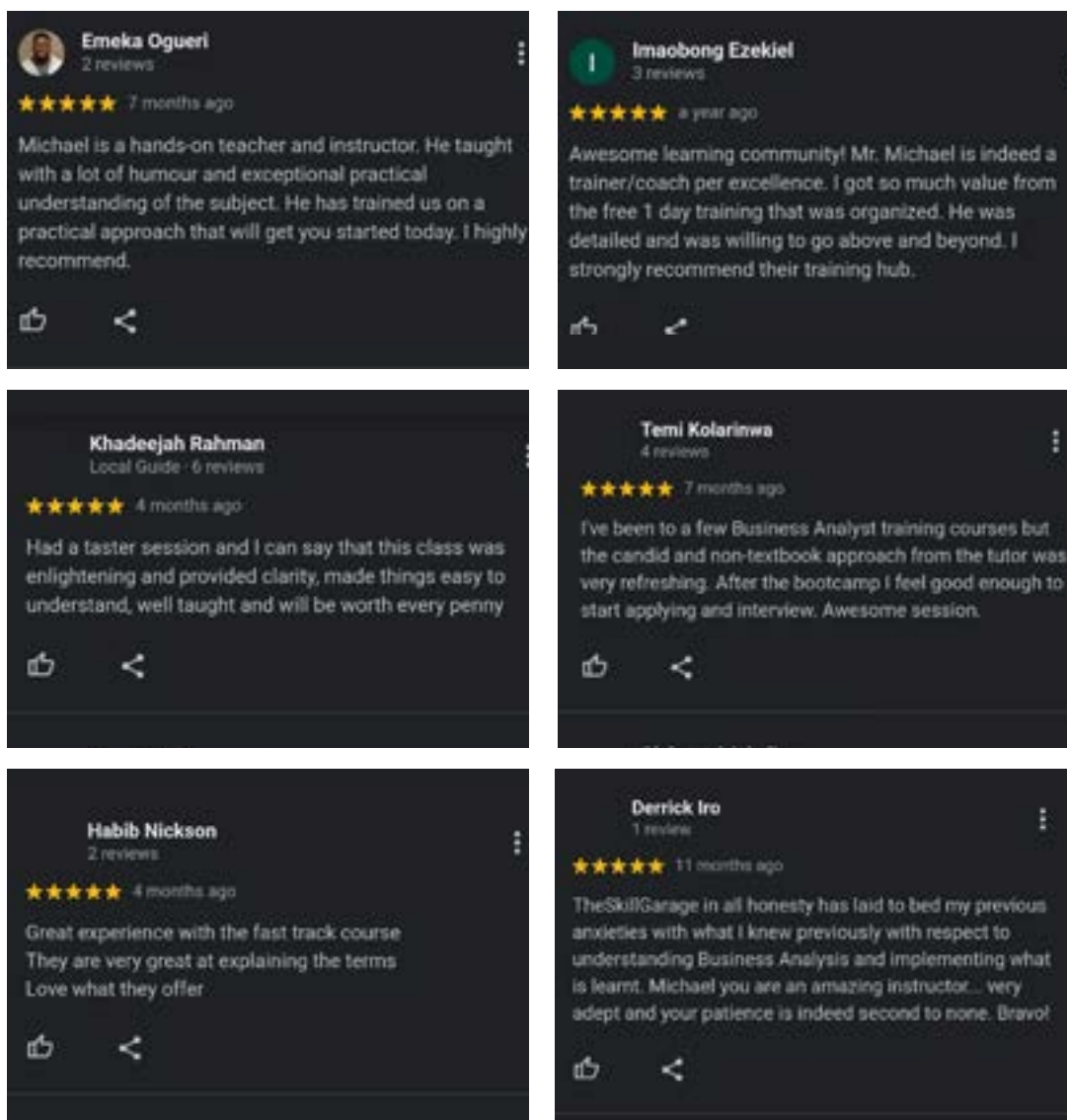
Our students get exposed to industry standard tools.



Reviews

Google review summary

5.0  (169)



And many more...



Modus Operandi

What to expect



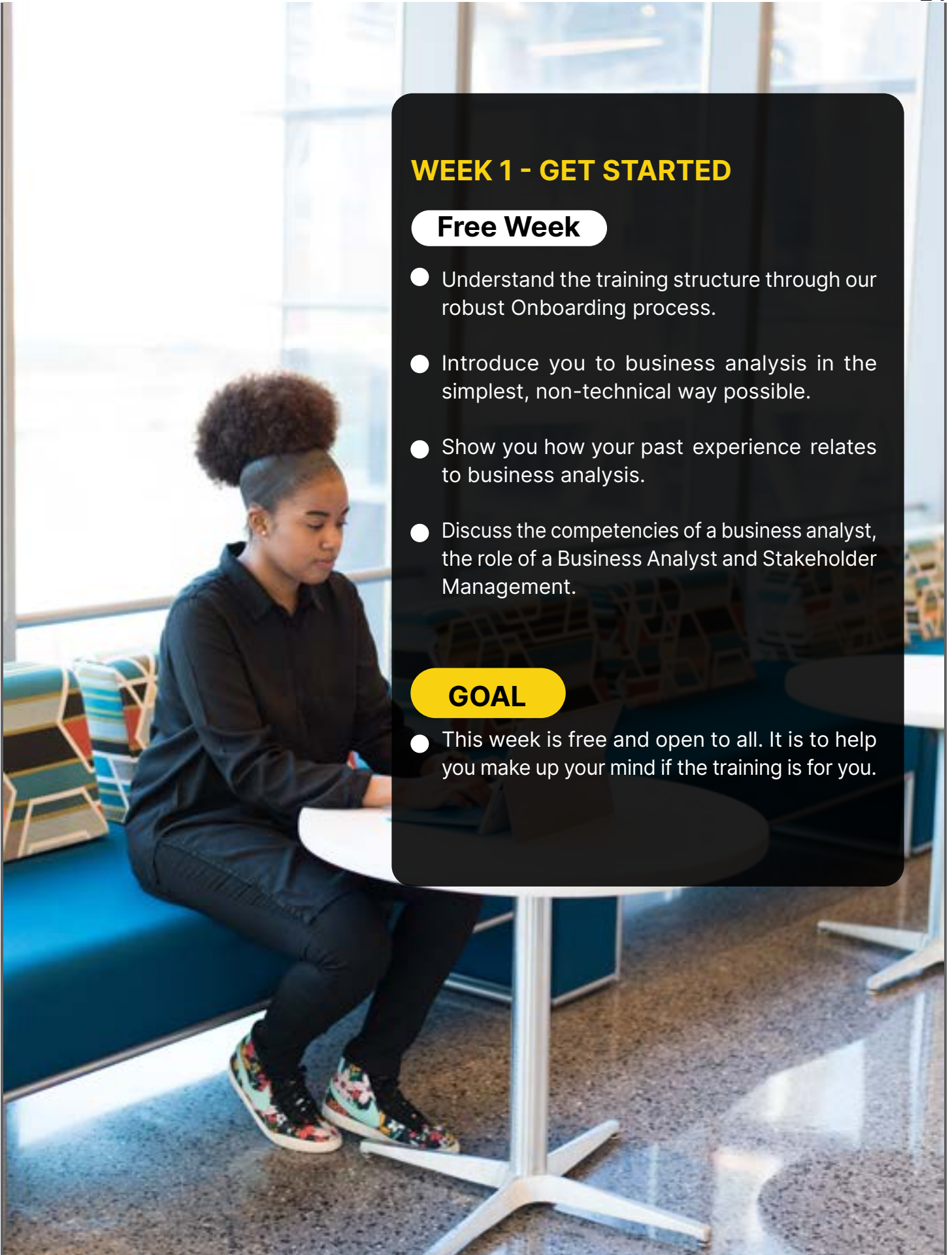
WEEK 1 - GET STARTED

Free Week

- Understand the training structure through our robust Onboarding process.
- Introduce you to business analysis in the simplest, non-technical way possible.
- Show you how your past experience relates to business analysis.
- Discuss the competencies of a business analyst, the role of a Business Analyst and Stakeholder Management.

GOAL

- This week is free and open to all. It is to help you make up your mind if the training is for you.



WEEK 2 - GET ACQUAINTED

Week of Firsts

- Get you into groups. This will be your “new family”, exercise and brainstormgroup for the rest of the training.
- Jump on your first in-class problem solving exercise with your team. Introduce you to Software development Life Cycle (SDLC) and Development Environments.
- Understand how a project is run using different methodologies: Agile, Waterfall Attend your first UX/UI brainstorm session,your first live Project Session, and first live Scrum Event .
- Attempt your first Quiz.
- Immerse yourself in the concept of Agile Scrum, Kanban, and MVP .

GOAL

- Team work
- Problem-solving
- Communication
- Project Management

WEEK 3 - GET THE HANG OF THINGS

Grit Week

- Introduce you to Requirement Engineering
- Help you understand the concept of requirements and design.
- Learn to translate requirements to solutions
- Explain common requirement elicitation techniques
- Select a requirement elicitation technique per group and perform a practical demonstration.
- Listen to a requirement elicitation excerpt between a business analyst and stakeholder and attempt exercise
- Understand types of requirements

GOAL

- Build a requirement-solution mindset
- Introduction to practical business analysis


WEEK 4 - GET IN THE FLOW

Morph Week

- Get ready to analyze requirements and processes using gap analysis, as-is to-be, and process flowcharts.
- Experience Visio and Draw.io in action
- Create your first process flow as an individual
- Create a second process flow with your group
- Introduce you to Business Process Modelling Notations (BPMN 2.0)
- Attempt more process flow exercises
- Recommend and present process improvement for one of our process examples to gain stakeholder buy-in. Illustrate as-is and to-be with process flows created on Visio or Draw.io

GOAL

- Understand Process improvement
- Carry out Gap analysis
- Communicate process improvement recommendations
- Presentation and Gaining buy-in



WEEKS 5 AND 6 - GET IT DOCUMENTED

Weeks of the Scribe

- Introduce you to Requirement Documentation
- Understand the purpose of documentation in business analysis
- Comprehend the difference between high level requirements and detailed level requirements
- Expose you to the different types of documentation
 - Business requirements document (BRD)
 - Use Case Document
 - UML - Use Case Diagram, Sequence Flow
 - Feature Value Matrix
 - Functional Requirement Document (FRD)
 - Test Cases
 - Business Case
 - RFI, RFP, RFQs
 - Epics, User Stories, Acceptance Criteria
 - Backlog Creation
- Introduce you to group project
- Create your group project documentation

GOAL

- Learn one of the core skills of a Business analyst - Requirement Documentation



WEEK 7 - GET MORE HANDS-ON

Practice Week

- Group exercises
- Group project presentations
- Practice ! Practice !! Practice!!!
- Get Feedback from Instructors

GOAL

- Consolidate the learnings from week 1-6
- Reinforce the business analysis techniques and concepts learned so far
- Build confidence and soar

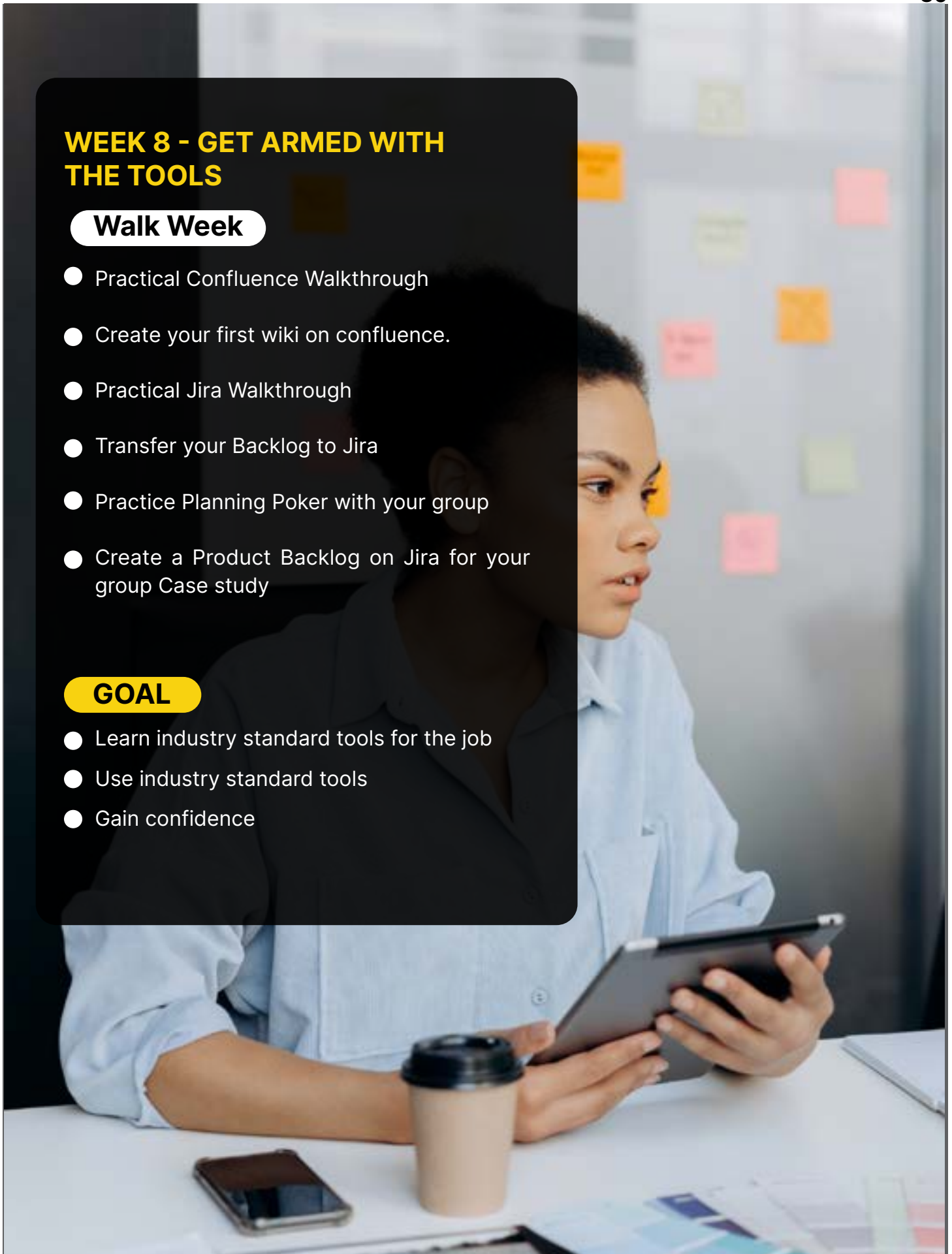
WEEK 8 - GET ARMED WITH THE TOOLS

Walk Week

- Practical Confluence Walkthrough
- Create your first wiki on confluence.
- Practical Jira Walkthrough
- Transfer your Backlog to Jira
- Practice Planning Poker with your group
- Create a Product Backlog on Jira for your group Case study

GOAL

- Learn industry standard tools for the job
- Use industry standard tools
- Gain confidence



WEEKS 9 - GET THE EXTRAS

Product Week

- Introduce you to Figma and Balsamiq
- Create your first wireframe
- Create wireframe for your group project
- Understand Product Ownership, Product Life Cycle, Product Vision, Product Strategy, Product Roadmapping and Feature Prioritization techniques
- Prioritize your backlog
- Create a product roadmap

GOAL

- Double up your skillset - Business analysis plus product ownership
- Become confident to own products from initiation to delivery

WEEK 10 - GET LAUNCHED

Wrap Week

- Understand technology and design in the workplace
- Become knowledgeable about front-end, back-end, APIs, the cloud and software environments
- Practical tech and design demonstration
- General CV Clinic
- Hear from our Alumni - how they made it
- Pep talk to motivate you for the future
- Introduce you to our in-house accelerator live projects

GOAL

- Bring everything together
- Launch you into the job market
- Prepare you for the live projects

WEEK 10 + PRACTICUM + CAREER COACHING

- Students will select from a list of available active projects. Minimum of one and maximum of two projects
- Attend Live Scrum meetings
- Work with UX/UI , Developers and other candidates
- Create and deliver presentations
- Create and submit deliverables
- Book a 1-on-1 with your mentor and career coach for personalized CV clinic

GOAL

- Create a winning CV
- Become fully equipped for the workplace and well rounded
- Build a portfolio you can defend
- Build Confidence
- Make mistakes , Get corrected, Practice the theory



GROUP PROJECT

- We will identify a problem in our groups and solve them using the business analysis techniques taught in class
- Group-based (Week 2-10)

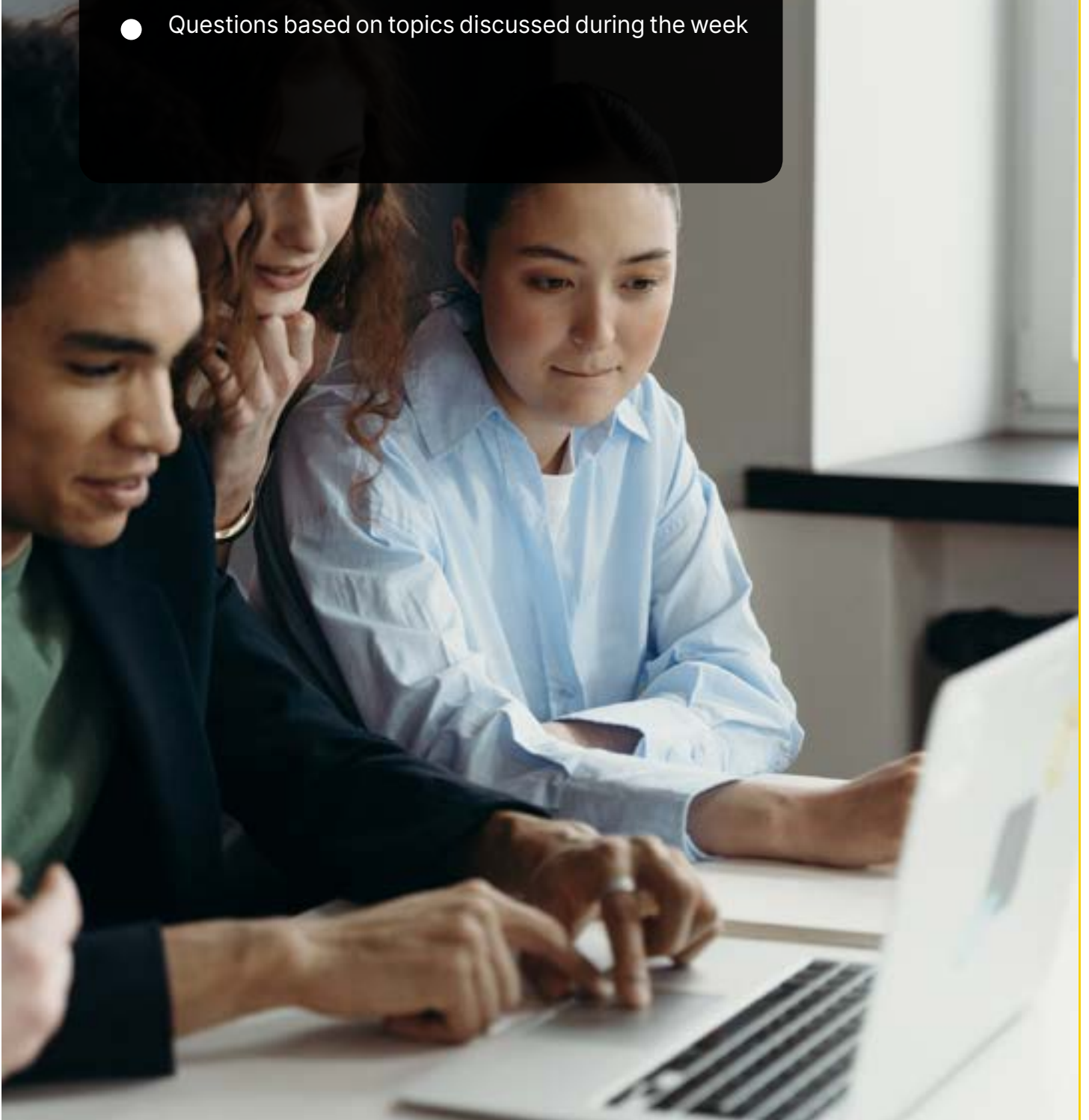
GOAL

- Focused on helping you put to practice what you learned in class
- Help you form team working habits with the rest of your team mates
- Foster communication and meaningful working relationships among candidates



GROUP QUIZZES

- Multi-choice Questions
- Questions based on topics discussed during the week



RECORDINGS

- Will be uploaded within 24-48 hrs after Class.
- Recordings are posted on Samcart



The screenshot displays the Samcart website interface. At the top, there is a blue logo of a box on wheels and the text "samcart" in blue. Below this is a yellow horizontal bar. The main content area is divided into two columns. The left column is titled "March Cohort 2022 Business Analysis Bootcamp Recorded Sessions" and lists several sessions with green checkmarks. The right column features a video player with the title "Module 2 Class 1 Software Development Life Cycle (SDLC)". The video player has a play button and a progress bar. Below the video player, the text "Module 2 Class 1 - Software Development Life Cycle (SDLC)" is visible.

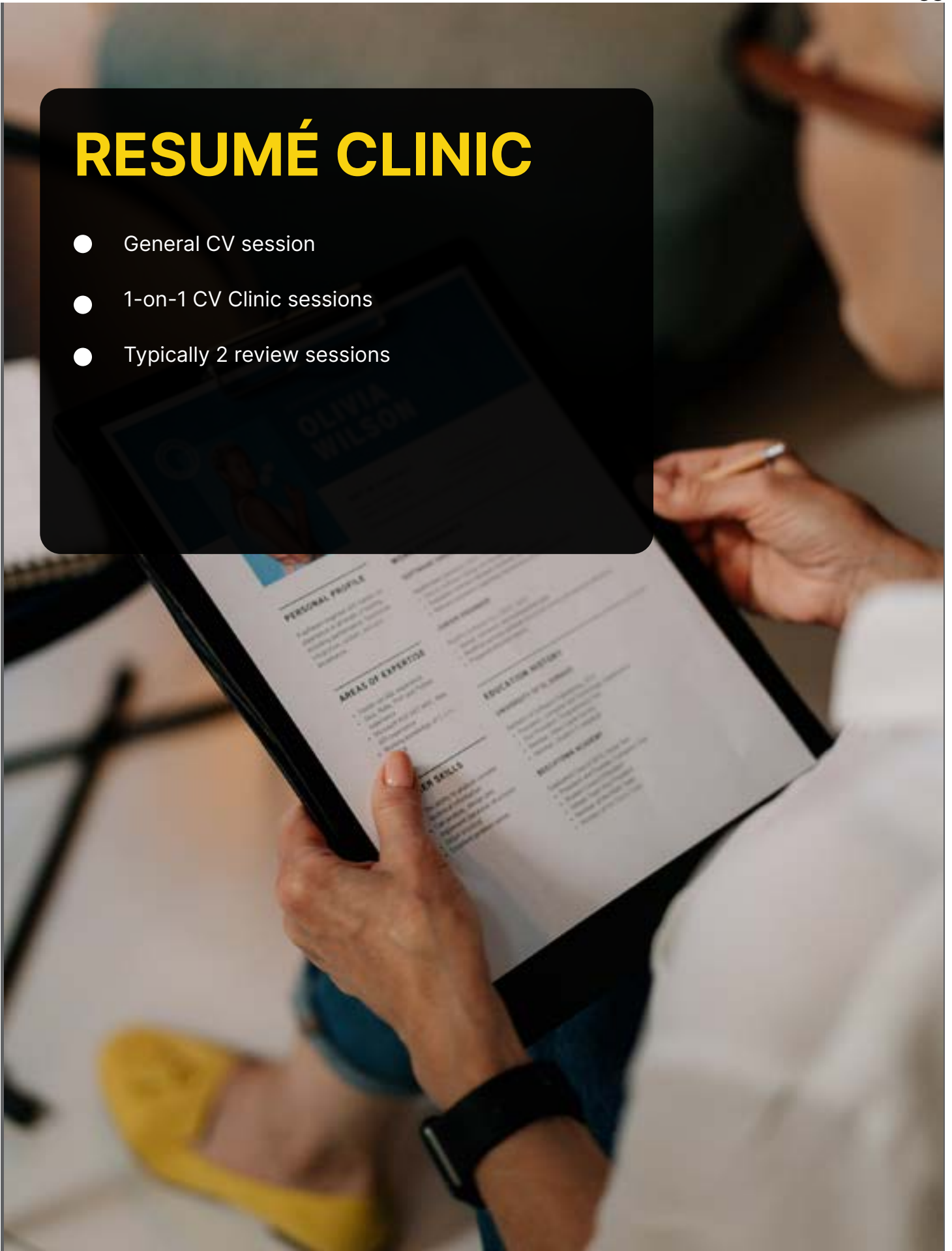
PROJECT PRESENTATIONS

Your project team is expected to give project status updates every Tuesday.



RESUMÉ CLINIC

- General CV session
- 1-on-1 CV Clinic sessions
- Typically 2 review sessions



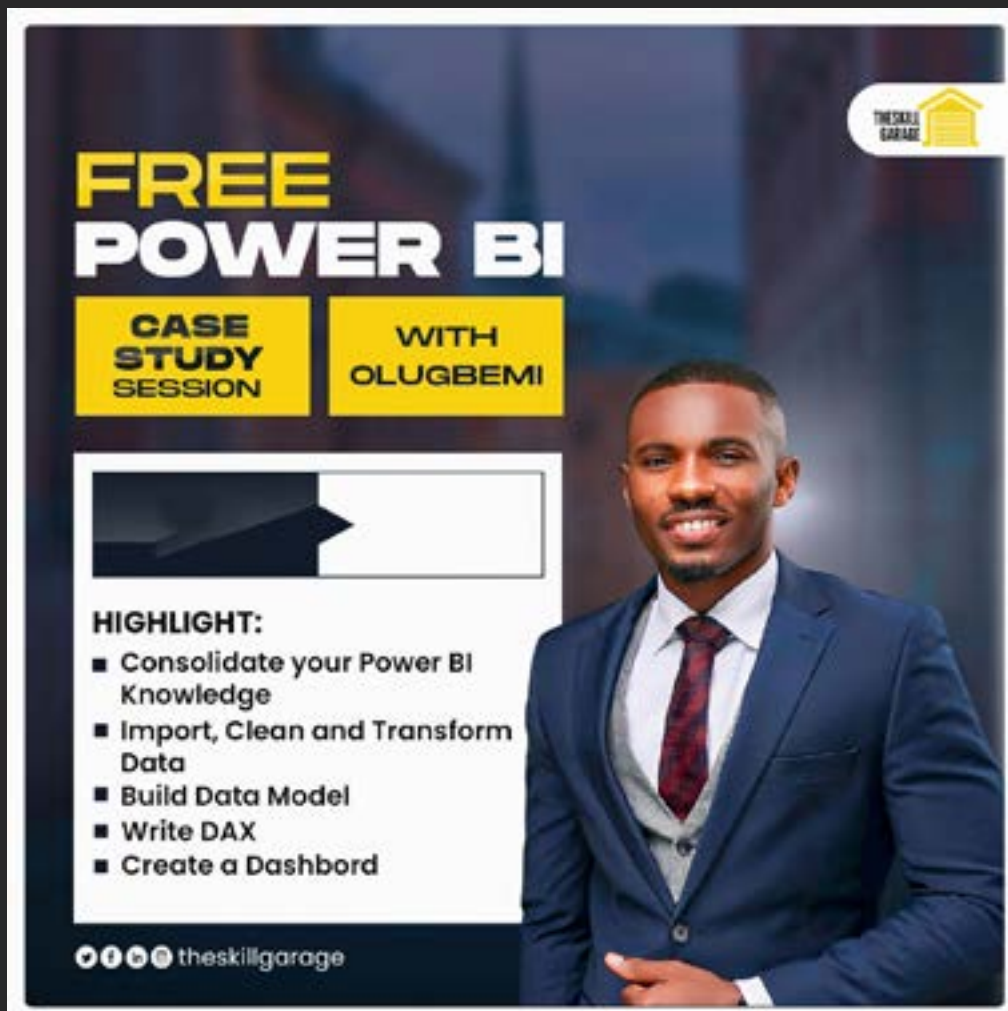
INTERVIEW PREP

- 1-on-1 Interview Prep (2 mock-sessions)
- Group Interview Prep
- Access to interview Prep videos



FREE SQL , TABLEAU AND POWER BI CLASSES

- Organized at least twice a year
- Free for all our candidates
- Taught by an expert in the field



FREE
POWER BI

CASE STUDY SESSION WITH **OLUGBEMI**

HIGHLIGHT:

- Consolidate your Power BI Knowledge
- Import, Clean and Transform Data
- Build Data Model
- Write DAX
- Create a Dashboard

theskillgarage

The graphic features a man in a blue suit and red tie on the right side. The background is dark with a blurred cityscape. The text is in white and yellow. The logo 'THE SKILL GARAGE' with a house icon is in the top right corner. Social media icons are in the bottom left corner.



To book a consultation session
with an advisor

Reach Us



Info@theskillgarage.com



+1 437 345 0501



www.theskillgarage.com

Follow us on social media



@theskillgarage